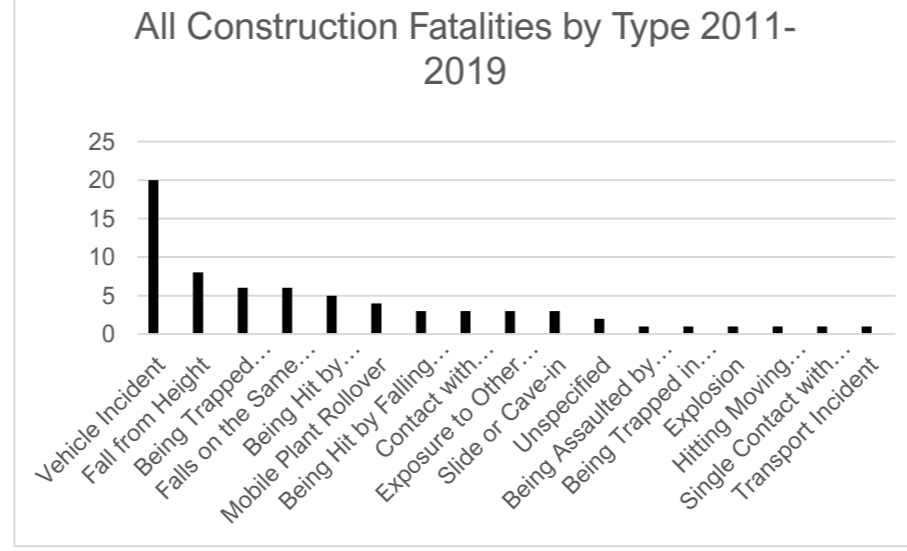
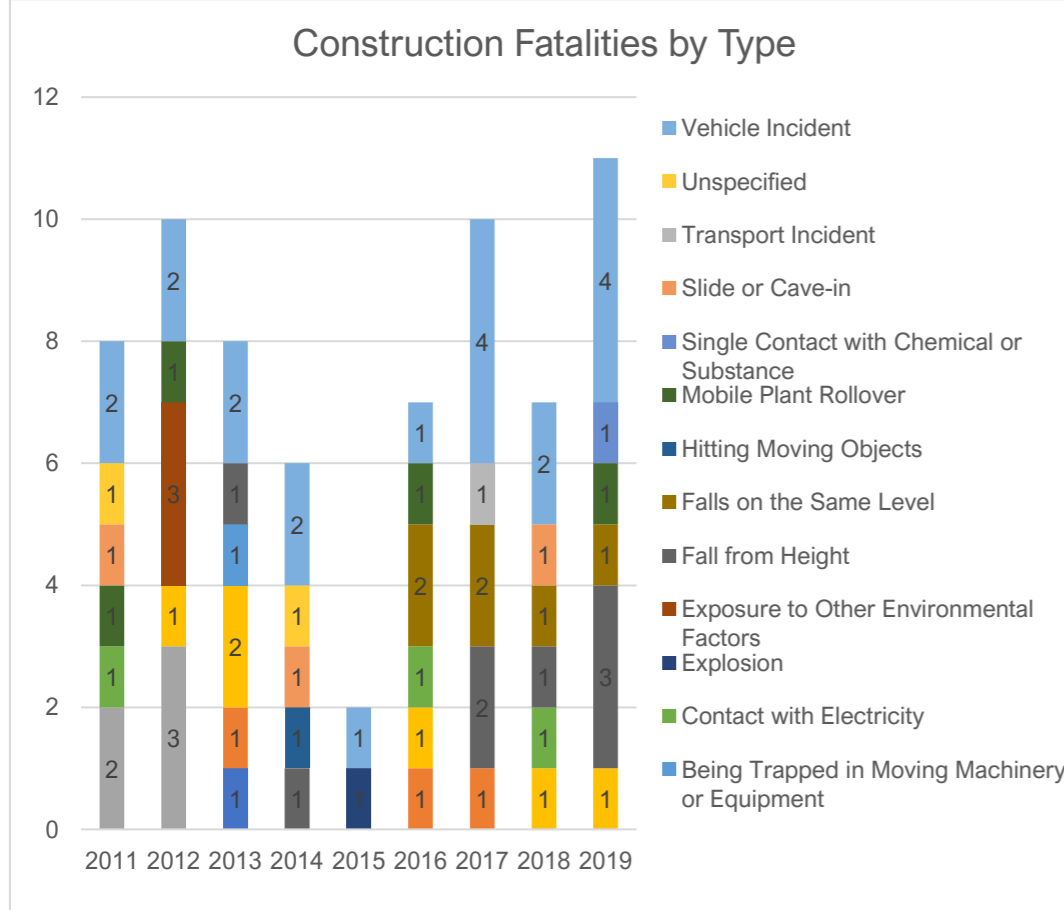
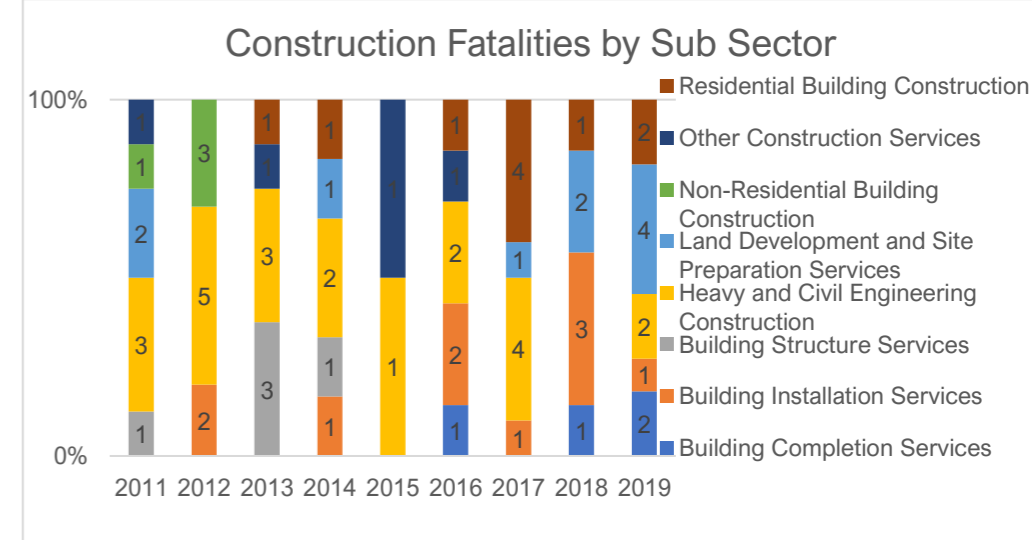
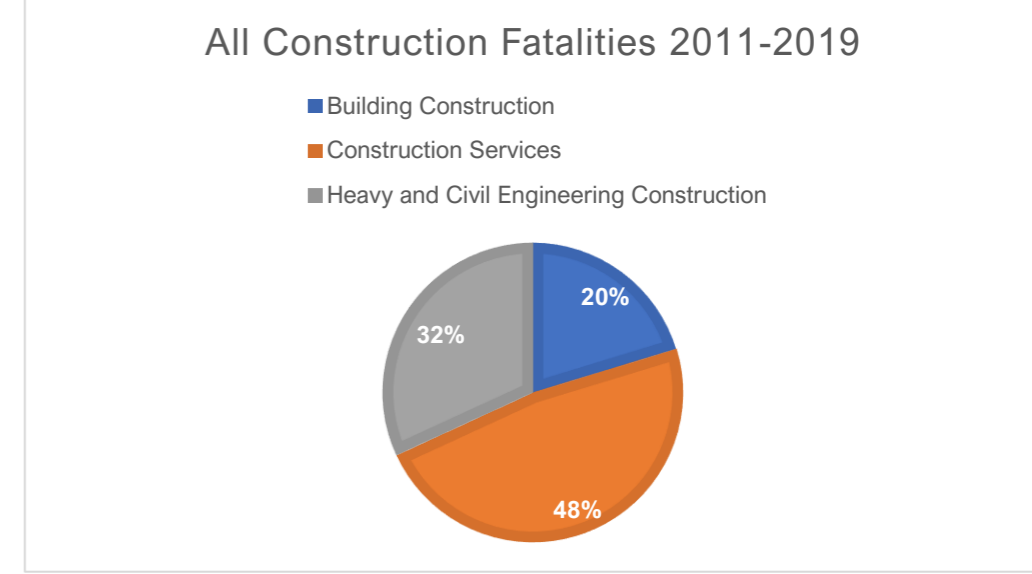
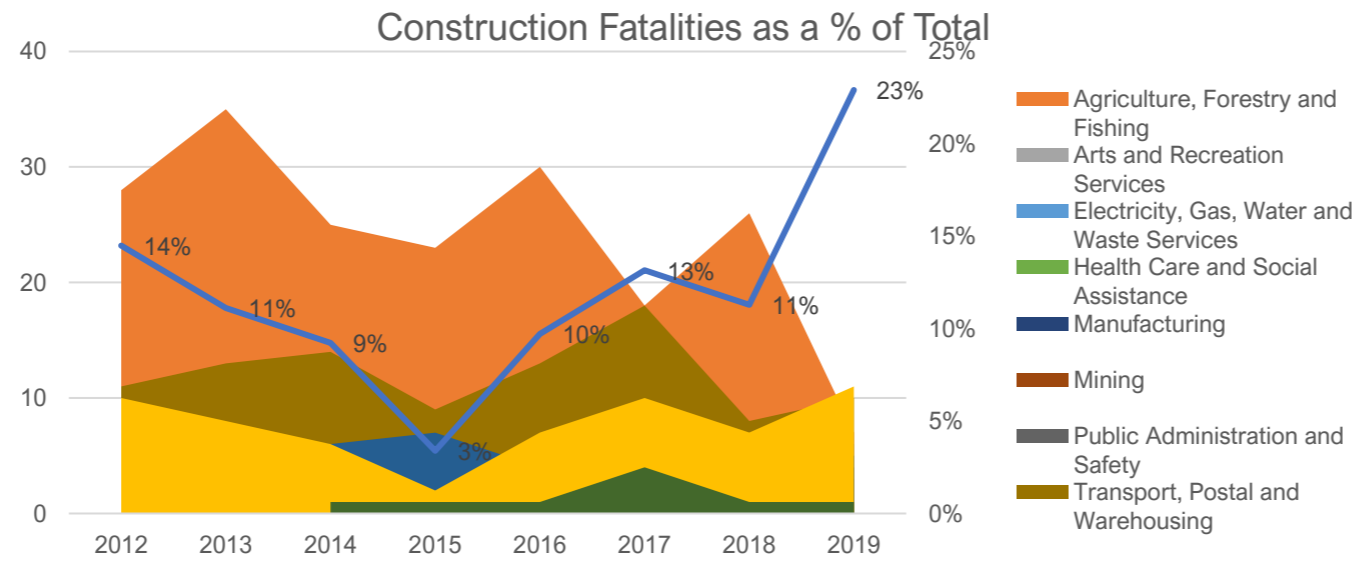


CHASNZ Fatalities Construction Dashboard August 2019 (Source: WorkSafe)



Industry	Fatality Rate by 100,000 workers	Country	Rate by 100,000 construction
Arts and Recreation	18.63	USA	9.5 (2017)
Agriculture	11.43	New Zealand	6.52
Transport, Postal and Logistics	10.4	Australia	3.5 (2016)
Construction	6.52	Ireland	3.1 (2017) est 1.5 (2018)
Manufacturing	3.54	UK	1.64

	Construction % of Total	Agriculture, Forestry and Fishing	Arts and Recreation Services	Construction	Electricity, Gas, Water and Waste Services	Health Care and Social Assistance	Manufacturing	Mining	Public Administration and Safety	Transport, Postal and Warehousing	Other	Unknown	Grand Total
2012	14%	28	8	10	1	3	1	2	11	4	1	69	
2013	11%	35	3	8	2	2	2	13	7	7	72		
2014	9%	25	3	6	1	3	2	4	14	6	65		
2015	3%	23	4	2	3	1	4	5	9	7	59		
2016	10%	30	2	7	2	6	6	1	13	4	72		
2017	13%	18	2	10	8	5	1	4	18	6	76		
2018	11%	26	6	7	4	5	3	8	2	1	62		
2019	23%	7	6	11	1	4	3	10	5	1	48		
Grand Total	12%	192	34	61	15	17	31	8	18	96	41	523	



2019 Fatal Incident Summary			
Date	AGE	Where	Summary
20/02/2019	65	Otago	A Champion 21 tonne grader went over the edge of steep bluff.
26/02/2019	55	Bay of Plenty	Truck rear-ended a work truck causing a pile-up.
26/02/2019	55	Bay of Plenty	Truck rear-ended a work truck causing a pile-up.
26/02/2019	40	Bay of Plenty	Truck rear-ended a work truck causing a pile-up.
27/02/2019	63	Northland	Fell from mobile scaffolding.
5/03/2019	37	West Coast	Overcome by solvents.
11/03/2019	25	Wellington	Run over by truck.
29/03/2019	57	Waikato	Fell from ladder.
14/04/2019	34	Auckland	Fell from ladder.
26/04/2019	48	Auckland	Trapped between two trailers.
8/05/2019	45	Auckland	Fall from height.



Industry	Notifiable Rate by 100,000 workers
Arts and Recreation Services	634.47
Construction	382.75
Mining	382.35
Manufacturing	248.20
Electricity, Gas, Water and Waste Services	239.36
Transport, Postal and Warehousing	227.65
Education and Training	84.80
Other Services	76.41
Public Administration and Safety	69.28
Retail Trade	62.07
Health Care and Social Assistance	48.85
Rental, Hiring and Real Estate Services	38.46
Accommodation and Food Services	32.79
Administrative and Support Services	30.66
Agriculture, Forestry and Fishing	29.75
Professional, Scientific and Technical Services	22.29
Information Media and Telecommunications	17.80
Wholesale Trade	16.10
Financial and Insurance Services	2.57

